

Saul Believes in Jesus

BIBLE STORY

Jesus Speaks to Saul
Acts 9:1-19

BIBLE TRUTH

Jesus loves us.

This lesson will help preschoolers know Saul changed after meeting Jesus and he became a follower of Jesus.

This lesson will help kindergartners understand that loving and believing in Jesus means following Jesus and doing what He wants them to do.

VERSE-A-MONTH

"Live a life of love, just as [Jesus] Christ loved us" (*Ephesians 5:2*).

LESSON HELPS

HELPING HAND
Tips for teachers.

DIGGING DEEPER
Important biblical and theological insights.



Foundational words of the faith.

Reflect on the Word

Read Acts 9:1-19. Scripture repeatedly demonstrates God's ability to radically transform a person's life. Jacob went from being a cheat and deceiver to being the father of a great nation. Peter went from being rash and fearful to being the rock upon which the Church was built. And God has the amazing ability to transform His greatest enemies into His greatest supporters.

Saul was a Pharisee who hated Jesus' followers. Christians were corrupting the Jewish faith and leading people astray. Saul's persecution of Christians was viewed as a holy quest to rid Jewish faith of heretics.

Saul's persecution forced Jesus' followers to scatter throughout the world. It is interesting that even while persecuting the Church, Saul aided the spread of the gospel. It wasn't until Saul began persecuting Jesus' followers that they spread throughout the world and began accomplishing Jesus' command.

Saul sought permission from the high priest to arrest any Christians.

The trip to Damascus was no ordinary trip. A short distance from the city gates, Saul was knocked to the ground by a blinding light. A voice asked him, "Why are you persecuting me?" The Voice said, "I am Jesus." Saul couldn't deny this event as a heavenly revelation that Jesus was God.

The light left Saul blind both physically and spiritually. For the next few days Saul fasted. His mind must have been racing.

Even from the beginning, God's plan was to use Saul to reach the Gentiles. God told Ananias, "Go! This man is my chosen instrument to carry my name before the Gentiles and their kings and before the people of Israel. I will show him how much he must suffer for my name" (*Acts 9:15-16*). Saul's acceptance of Jesus as the Messiah would come at a great personal cost to him. He wasn't simply accepting a confession that Jesus was the Messiah. Saul was accepting a mission that would eventually lead to his own persecution and death.

Ask preschoolers to tell you the differences between Saul before he met Jesus and after.

Ask kindergartners what it means to love and believe in Jesus.

BASIC LESSON PLANNER

1. Choose preschool or kindergarten. Check the appropriate box.
2. Go step-by-step through each section of the lesson. A=3 steps. B=3 steps. C=3 steps.
3. If you would like additional lesson options, turn to pages 10 and 11.
4. Look at each activity to find needed supplies.

Activity Category	Activity	Preschool (P)	Kindergarten (K)	Resources
Attention Getters	1—"Good News!" Bulletin Board	<input type="checkbox"/>	<input type="checkbox"/>	Resources, Items 2 and 3
	2—Say and Sign Bible Verse	<input type="checkbox"/>	<input type="checkbox"/>	Resources, Item 1
	3—Blind Glasses	<input type="checkbox"/>	<input type="checkbox"/>	
Bible Explorations	1—Bible Story Transition	<input type="checkbox"/>	<input type="checkbox"/>	
	2—Tell the Bible Story	<input type="checkbox"/>	<input type="checkbox"/>	Resources, Item 4
	3—Bible Story Review Questions	<input type="checkbox"/>	<input type="checkbox"/>	Resources, Item 4
Connections To Life	1—Preschool Connections Activity Sheet 1 and stickers	<input type="checkbox"/>	<input type="checkbox"/>	Preschool Connections, Sheet 1 & stickers from center insert
	1—Kindergarten Connections Activity Sheet 3	<input type="checkbox"/>	<input type="checkbox"/>	Kindergarten Connections, Sheet 3
	2—What Makes You Different?	<input type="checkbox"/>	<input type="checkbox"/>	
	3—Connecting with God Through Prayer	<input type="checkbox"/>	<input type="checkbox"/>	



See



Hear & Say



Sing



Do



Solve



Read & Write

“Good News!” Bulletin Board **5 MIN.**

Before class, Place background paper and border onto the bulletin board. Follow directions for Items 2 and 3. Hide the sandals picture from Item 3 somewhere in the room.

In class, Gather children at the bulletin board. Say, **Let’s look at our shoes. Does anyone have on sandals?** Let the children briefly talk about and point out their different shoes. Say, **Everyone who has on sandals, I want you to stand up and walk in place. Everyone who has other kinds of shoes, find the picture of the sandals in the room.** Have children search for the picture, bring it back to place it on the bulletin board, and have everyone sit down. Say, **These sandals stand for something important that happened on a road in our Bible story. The man in our story today was walking on this road. He was going from Jerusalem to a city called Damascus. His name was Saul.**

Preschool option, Point to Jerusalem and Damascus on the map. Hold up the Saul figure from Item 3. Ask, **Where is Saul?** Have children help you find Jerusalem on the map and place Saul there.

Kindergarten option, Say, **Jerusalem begins with what letter? Damascus begins with what letter?** Have kindergartners help you find these two places on the map and place Saul in the correct place.

- You’ll need**
- Resources, Items 2 and 3
 - Bulletin board, background paper, and border
 - Stapler and staples
 - Plasti-Tak or removable tape



As children arrive, allow them to do activity centers as suggested in the unit pages. When you are ready to begin, do the three *Attention Getters* activities on this page before moving to *Bible Explorations*. Each *Attention Getters* activity can be used with preschoolers or kindergartners.



Say and Sign Bible Verse **5 MIN.**

In class, Gather children in front of the Bible verse poster. Say the verse a few times through and then have children join you. Add the signs one at a time and have the children join you in signing the verse.

Preschool option, Say, **I want you to hop, skip, or jump around the room while I play the music. When the music stops, freeze and say the verse together.** Play as time and interest allow.

Kindergarten option, Say, **I want you to hop, skip, or jump around the room while I play the music. When the music stops, freeze and I will choose someone to say and sign the Bible verse.** Allow children to help each other. Continue as time and interest allow.

- You’ll need**
- Resources, Item 1
 - CD player
 - CD of kids worship music

Blind Glasses **5 MIN.**

Before class, Smear petroleum jelly on the outside lenses of the sunglasses or eyeglasses.

In class, Take the children outside to a grassy area. Say, **Today we are going to learn about a man who could not see for several days after he met someone very special. He became blind for a while even though he had never had problems with his eyes before.**


Preschool option, Ask, **Do you know anyone who has trouble seeing? This will help you know how they feel.** Let the children take turns wearing the glasses and walking around the area. Have other children guide them if needed. Say, **Now, let’s find out more about the man who became blind for three days.**

Kindergarten option, Ask, **How do you think it would feel to be blind? Have you ever had trouble seeing? We’re going to put on some glasses now that will help you understand how it felt to be blind.** Let the children take turns wearing the glasses and walking around the area. Say, **Let’s listen and find out why this man became blind.**

- You’ll need**
- Several pairs of toy sunglasses/eyeglasses
 - Petroleum jelly
 - Paper towels



Go to page 10 for additional Attention Getters options.



Transition children to the Bible story time, tell the Bible story, and ask the review questions. If needed, retell the Bible story to children for understanding. Then go to *Connections to Life*.



Good News: God loves us and sent His Son, Jesus. This is the **Good News** that Christians tell others.



Kindergartners ONLY! Photocopy onto colored paper and cut out the **Faith Word** card for **Good News** from page 88 and the kindergarten sight word **him**, from page 89. Invite two kindergartners to hold these word cards during the Bible story. When **Good News** is said in the story, the child holds up the word card and the kindergartners repeat, **Good News**. Each time you read the sight word, stop and have the children read it along with you.

Go to page 10 for an optional Bible story activity.

Preschool Bible Story Transition **5 MIN.**

In class, Sing this song. (Tune: “*Twinkle, Twinkle, Little Star*”) Saul was hurting Jesus’ friends. He liked being mean to them. Then the bright light knocked him down, Off his feet and on the ground. Then he heard the Lord’s voice say, “Saul, there is a better way.”

You’ll need

- Faith Word card **Good News**
- Kindergarten Sight Word card **him**
- Sunglasses from previous activity

leading, remember to be careful of yourself and the person you are leading.

Tell the Bible Story **20 MIN.**

JESUS SPEAKS TO SAUL – (Place fig. 1 in the sand pan.) Saul was busy saying mean things and scaring the followers of Jesus in Jerusalem. Saul wanted to stop anyone who told others the **good news** of Jesus. He heard about all the Christians in Damascus. He wanted to put people in jail for telling others the **good news** about Jesus.

Saul started along the dirty, dusty road to Damascus with a few men. “I can’t wait to find those Christians and throw them in jail,” Saul said.

All of a sudden, a light from the sky flashed around him, “Saul, Saul, why do you hurt me?” Saul asked, “Who are you?”

The Voice said, “I am Jesus, who you are hurting. Get up and go into the city, and you will be told what to do.” The men traveling with Saul stood in shock. They heard the voice, but could not see anyone around **him**. Saul got up off of the ground. Even though his eyes were open, he could see nothing.

“I cannot see!” said Saul. So, Saul’s friends held his hands as he walked to take **him** into Damascus. For three days Saul could not see. He didn’t eat or drink.

(Remove fig.1. Add fig. 2.) In Damascus, there was a disciple named Ananias. The Lord spoke to Ananias. “Ananias, get up and go to the house of Judas. Look for Saul. He is praying right now. He is waiting for you to come in and lay your hands on **him** so he will be able to see again.”

Ananias said, “Lord, I know about Saul. I have heard how many bad things he has done to your people in Jerusalem. I heard that he has come to take people back and throw them in prison if they tell others the **good news** about You.”

The Lord said to **him**, “Go! I have chosen Saul to teach the good news about Me. I will show **him** how much he will suffer for Me.” So, Ananias went to the house of Judas to find Saul.

He went into the house and laid his hands on Saul. (Add fig. 1.) “Brother Saul, the Lord Jesus has sent me so that you will be able to see and so that you will be filled with the Holy Spirit.” Suddenly something that looked like scales fell from his eyes and he could see! He got up, ate some food, and then he became strong again. He stayed many days with the disciples in Damascus.

Bible Story Review Questions **5 MIN.**

Ask Preschoolers,

1. What happened to Saul on the road to Damascus?
2. Who spoke to Saul on the road?
3. Did Saul change the way he acted after he met Jesus?

Ask Kindergartners,

1. How did Saul feel about Christians before he knew Jesus?
2. Did Saul obey what Jesus told him to do?
3. What did Jesus tell Ananias to do?

Preschool **←** **OR** **→** Kindergarten
Connections **5 MIN.** **Connections** **5 MIN.**

In class, Say, Saul could not see for three days after he saw Jesus. But after Ananias laid his hands on Saul, his eyes were opened. Help children lick and stick Saul's eyes on the puppet. Punch out puppet. Tape it around each child's forearm with the head up by his or her hand. Encourage children to act out what Saul was like before and after he met Jesus. Say,

You can be a follower of Jesus too!

You'll need

- *Connections*, Sheet 1 & stickers
- Tape

In class, Say, Following Jesus means doing what Jesus wants us to do. Cut out the four pictures at the bottom. Look at your game board. There should be only one of each picture in each row and each column. Can you finish the puzzle by putting your game pieces in the empty spots? Help children as needed. As children play, talk with them

You'll need

- *Connections*, Sheet 3
- Scissors

about what they can do to follow Jesus.

What Makes You Different? **5 MIN.**

Before class, Stand a full-length mirror up in the room against a wall. You can use a handheld mirror if necessary.

In class, Say, Saul became different when he met Jesus. People who love Jesus and want to obey Him can act differently than others. Jesus showed love to us, and now we need to show others that love.

Preschool option, Say, Look in the mirror one at a time. Show me how you might look if you didn't know about Jesus. Allow reaction. Say, **Show me how you might look if you wanted to love others and show Jesus that you believed in Him.**

Kindergarten option, Say, Find one friend and stand in front of the mirror together. Show me how you might act around other people if you didn't know about Jesus and His love. Allow responses. Say, **Show me how you might act toward others if you wanted to love others and show Jesus that you believed in Him.**

Connecting with God Through Prayer **5-10 MIN.**

In class, Note children's requests and praises. Write them on the flip chart or in a journal. Pray, **Thank You, God, for the good news of Your Son. Thank You for the story of Saul so that we know to listen and obey. We love You. Amen.** Bless them as they leave, **Thank You, God, for [Child's name]. Help [Child's name] to remember to listen and obey You.**

You'll need


- Flip chart and marker or journal and pen

Kindergarten Enrichment, Allow children to pray for themselves and each other to obey even when it's difficult.

Connections To Life

15-20 MIN

Connect this lesson to life for children. Do one activity sheet, one additional activity, and end with a time of prayer.



You'll need

- Full-length mirror

60-65 MIN.

60-65 min. is your total lesson time. Add or take away activities to adjust your class time.

You'll need

- Take-home items for each child (including unit items and *Celebrate*)

Go to page 11 for additional *Connections to Life* options.

Lesson 1
Options
Attention Getters

Changes in You! (P or K)

You'll need

- Baby picture of yourself
- Crayons
- Drawing paper

In class, Show the children the picture of yourself as a baby. Say, **Look! Who is this baby?** Allow responses. Say, **It's me when I was little. Have you seen any of your baby pictures? Let's draw a picture of what we looked like when we were babies. Let the children draw and color on their papers. Say, We've changed from what our baby pictures look like, haven't we? God made us so that our bodies can change and grow. But God also works on changing our hearts and minds. That means that we start acting more like Jesus as we learn more about Him and come to know Him. We learn to show love to others. Let's draw a heart on our pictures to remind us that God can fill our hearts with love. Let's listen to the story of a man named Saul and the great changes that God made in him.**

Changes (P or K)

You'll need

- Ice cubes
- Heat-resistant bowl
- Hair dryer • Balloon
- Clear cup or glass
- Water • Food coloring

Before class, Gather materials. Ask a volunteer to help if needed.

In class, Gather children around a table. Place ice cubes in a heat-resistant bowl. Use a hair dryer on a low-medium setting to melt the ice cubes. Ask, **What happened to the ice cubes? How did they change?** Show the children the balloon. Blow up the balloon and ask, **What happened to the balloon? How did it change?** Show the clear cup of water. Add a drop or two of yellow food coloring. Then, add a drop or two of blue food coloring. Ask, **What happened to the water? How did it change?** Allow responses. Say, **Things change all the time.**

Someone in our story changes after meeting Jesus. What do you think may happen to this person?

Lesson 1
Options
Bible Explorations

Bible Story

Saul Goes and Tells

Acts 9:1-19

(Have the children participate in the story through actions and gestures as indicated.)

Saul walked along the road. *(Stomp your feet.)* He was on his way to Damascus. Saul's heart was hard and he had a bad reason for going. He wanted to put Christians in prison just for loving and talking about Jesus!

God had other plans for Saul's life. Saul was a mean and angry man, but God saw good things in Saul. God would use him for good things.

Saul and the other travelers were getting close to Damascus. Suddenly, there was a bright light and Saul could not see anything. *(Cover your eyes.)* Saul fell to the ground. *(Fall to the ground.)* Saul heard a voice. *(Cup your hand to your ear and listen.)*

"Saul, why do you hurt me?" Saul did not know who was talking.

Saul asked, "Who are you?"

It was Jesus! Jesus gave Saul some orders to go onto Damascus, pray, and listen. The men with Saul helped him get to Damascus. They had to lead him by the hand because Saul was blind from the bright light. *(Stand up and hold hands with the person on either side of you.)*

When Saul got to Damascus, he waited and prayed like Jesus told him to. *(Kneel and put your hands together in prayer.)* Soon, one of the Lord's helpers, Ananias, came to Saul. Ananias was afraid of Saul. He had heard about how mean Saul had been to followers of Jesus. But the Lord had told Ananias to go to Saul,

so Ananias went. He put his hands on Saul and said, "Brother Saul, the Lord has sent me so that you may see again and be filled with the Holy Spirit."

After Ananias did this, Saul jumped up. He could see again! (*Jump in the air and shout, "I can see!"*) But something even better had happened to Saul. Saul had met Jesus and wanted to tell everyone about Jesus!

The Box of Change (P or K)

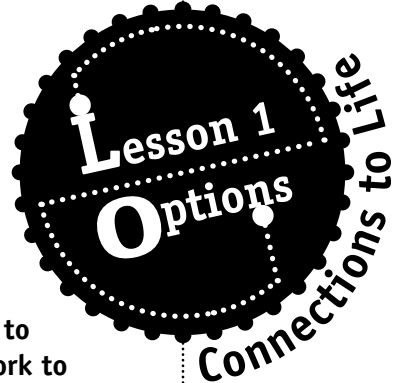
Before class, Put different colors of paint on the paper plates and put a paper towel and paintbrush at each child's seat.

In class, Say, **We learned in our story that Saul changed from being a mean person to being a loving person who followed Jesus. Saul went on to do great things for Jesus like sharing the good news of Jesus with many people. Because Saul changed, Jesus could use Saul in special ways. Right now, we have some boxes that are just flat and look pretty useless. What do we need to do to make these boxes useful for our class? Yes, we'll need to work to change them. First, I'll show you how to fold the flaps and tape them so that it will form a sturdy box. Then, we can all paint them with these pretty colors. We can use these boxes in our classroom to store things and to remind us that Jesus can change anyone. Then, they can help spread the good news of Jesus.** Tape the boxes together and let the children decorate them. Point them out in weeks to come as a reminder of God's work in people's lives. Ask the children to draw things that remind them of change, such as babies, seeds and trees, caterpillars and butterflies.

Jesus' Love Snack (P or K)

In class, Give each child a slice of bread with a dollop of peanut butter or soy butter and a craft stick to spread. Have children make a smiley mouth at the bottom of the piece of bread with chocolate chips. Say, **Rotate your bread around until it makes a frown.** Help children place two chocolate chips on the table above the piece of bread to complete the sad face. Say, **Saul used to be mean to Christians. This made them very sad. But then, Saul met Jesus. Saul decided that he wanted everyone to know about Jesus, so he started helping the Christians.** Have children rotate the bread back around into a smile and place the two chocolate chips on the bread above it to complete the smiley face. Say, **How can you help others know about Jesus?** Allow discussion.

Option: Instead of chocolate chips you can use natural fruit pieces for this activity.



You'll need

- Several flattened cardboard boxes
- Masking or duct tape
 - Washable paint
 - Paintbrushes
 - Cup of water
 - Paper plates
 - Paper towels

You'll need

- Sliced bread
- Peanut butter or soy butter
- Chocolate chips
 - Craft sticks



You may want to talk about the differences in Saul once he met Jesus with this activity. However, make sure children know that being a Christian does not mean that every moment will be happy and free of troubles. You can make this clear now, and build on it in the next few lessons.

